

Snooooooze

Is built on the skills of carers and health professionals who have for so long used rolled up towels, cushions and of course Teddy Bears to position children and we have redesigned them to give cushioning which performs.

Either by interfacing to a MATTRESS COVER or for day time, to a THERAPY MAT the system is easy to use and offers a high degree of user compliance and changes of posture are very easy with no fixed shapes, offering a high degree of carer compliance. Covered in Dartex, a breathable healthcare material, and filled with crumbed visco-elastic foam there is an excellent tactile feel.

All elements are rated at 'Crib 5' fire resistance and the removable covers are washable at 95° for Infection control.



Frequently Asked Questions

Can I wash the system?

Most elements have removable covers which in the case of White Dartex can be washed at 95° for infection control.

Do clients sweat in the system?

Snooooooze is designed to encourage airflow, the fabrics are breathable and the fillings shredded to allow airflow.

In the rare instance of the client unable to temperature regulate we can substitute the cover for Cotton.

Can I change the sizes?

Certainly, filling can be added or removed to change not only sizes but density.

Is it used in Hospitals?

Yes the manufacture is to Crib5 fire standard



DME

Durable Medical Equipment Pty. Ltd.

Snooooooze 24 Hour Positioning



Durable Medical Equipment Pty. Ltd. 2/19 Boden Road, Seven Hills, NSW 2147
 Ph: (02) 9674 8904 Fax: (02) 8212 5912 Email: sales@durmed.com.au
 BUY DIRECT AT WWW.DMEDIRECT.COM.AU

ROLLS

There are a selection of rolls which can support the body in many ways.

Multi Roll



The multi use roll is a shorter piece fitted with a velcro strap. Can be folded on itself so an abduction form can be created.

Length	Diameter	Order Code
600mm	150mm	NMR

Banana Cushion



The banana cushion is curved and supplied with NO hook and loop fastening. The Banana is a very adaptable shape and can fit in many places - for example around the neck, shoulders or between the knees or ankles.

Size	Length	Diameter	Order Code
Paed	380mm	150mm	NBC/P
Adult	700mm	180mm	NBC

Tapered Roll



The tapered roll offers a versatility that can fit small and difficult locations. For a Scoliotic/Kyphotic back posture this element offers the clinician the ability to fill the lumbar cavity.

Length	Diameter	Order Code
600mm	150mm	NRT

Long Roll




The long roll is often used in conjunction with brackets behind the client to prevent rolling. This is the original back and chest support roll and is used if the Body Roll is too long.

Size	Length	Diameter	Order Code
Paed	450mm	70mm	NRL/PA
Adult	900mm	140mm	NRL

Prescription

Please use this page to assist with your note taking/record keeping, by drawing the elements used/required on the pictures.



Current details	Therapist	Sleep Consultant
Name: _____	Name: _____	Name: _____
Address: _____	Address: _____	Address: _____
Contact: _____	Contact: _____	Contact: _____
Assessment	Re-assessment	Follow-up Demonstration
Date: / /	Date: / /	Date: / /
		<input type="checkbox"/> 6mth <input type="checkbox"/> 12mth <input type="checkbox"/> 18mth <input type="checkbox"/> 24mth

BRACKETS

Tri Fold




Brackets can be used with or without pads to give additional support to snooze components. The Tri-fold Bracket is for use inside and out as has padding over all hard surfaces.

Size	Length	Width	Height	Order Code
Paed	100mm	85mm	85mm	NRB/P3/PA
Small	150mm	130mm	130mm	NRB/P3/S
Large	200mm	200mm	200mm	NRB/P3/L

WEDGES

Standard Wedge



Wedges can be used to either directly support the body or to give extra support to other Snoooze elements. The Flat Wedge offers a firm support.

Size	Length	Width	Height	Order Code
Paed	100mm	80mm	80mm	NWE/PA
Small	200mm	150mm	150mm	NWE/S
Large	405mm	150mm	150mm	NEW/L


Bracket & Pad



Brackets can be used with or without pads to give additional support to snooze components. The Bracket is for use on the outside of the body as only has padding on the upright.

Size	Length	Width	Height	Order Code
Small	150mm	130mm	130mm	NRB/S
Large	200mm	200mm	200mm	NRB/L

Curved Wedge



Wedges can be used to either directly support the body or to give extra support to other Snoooze elements. The Curved Wedge curves to the shape of the body, has padding on the inside curve to offer more comfort and has a solid pad on the outside to maintain a structured position, also available is the Flat Wedge which offers a firm support.

Size	Length	Width	Height	Order Code
Paed	120mm	100mm	100mm	NWEC/PA
Small	125mm	125mm	125mm	NWEC/S
Large	250mm	150mm	150mm	NWEC/L

Body Roll



The Body Roll offers a mouldable shape which encourages and supports side lying. It can also be used to double up to support sitting in bed.

Size	Length	Diameter	Order Code
Paed	1300mm	90mm	NRL/PA
Adult	2000mm	150mm	NRL/A

Horseshoe



The Horseshoe offers you the ability to achieve a simple side position. It should be placed between the legs with a roll supporting the back, the leg supported on the large area. You can also use the Horseshoe in the Supine position to achieve upper body support.

Length	Width	Height	Order Code
600mm	370mm	130mm	NHS/PA

Bolster



The bolster is a larger element that helps occupy space in the bed and can be put in front of cot sides to create an additional barrier.

The Bolster was developed to offer larger positional support, it has also been used for clients demonstrating both physical and mental disturbed sleep patterns. By occupying a good part of the bed when the client settles they maintain a 'North to South' position and we are then often able to place other elements to assist.

Length	Diameter	Order Code
2000mm	300mm	NBOL

Sidney



The width adjustable Sidney allows positioning in many areas. Used on the floor a child can play with siblings, on holiday the child is held safely in cots, on beds and even on a soft floor. Easy to transport, take with you to Kinder, on Holidays or anywhere you travel day to day. This is the easy solution to carrying a whole positioning system.

Order Code
NSID

T Roll



T-Roll is excellent for leg positioning and is supplied with NO hook and loop fastening so can be easily utilised on it's own. Stops hips and knees from abducting, assists in breaking tonal patterns and keeps hips in alignment during supine lying.

Size	Length	Width	Height	Order Code
Paed	600mm	300mm	150mm	NROLL/T/PA
Adult	750mm	500mm	250mm	NROL/T/A

W Leg Trough



The W Leg Trough offers either full or partial leg support. Can be used in conjunction with a roll underneath for those with wind sweeping and contractures. Can be used with a bracket at the sides for more positive force. Comes complete with a Wrap to allow a more structured positioning. On ramped or profiling bed the security of posture helps prevent the client sliding down the bed. The Paediatric W Leg Trough has a foam sheet on the base so for very small clients, who don't have body mass to mould the foam, it gives a smooth, flat pressure base.

Size	Length	Width	Height	Order Code
Paed	380mm	410mm	100mm	NW/PA
Small	380mm	410mm	100mm	NW/S
Medium	550mm	580mm	240mm	NW/M
Large	560mm	800mm	240mm	NW/L

Star Pillow



The STAR offers you the ability to achieve degrees of head control by changing the profiles of the points.

- The STAR should be placed under the clients head with two points supporting the shoulders.
- Rotation of the head can be addressed by changing the profile of the points
- A deep and supportive well can be created by tucking points of star underneath itself.
- The velcro still exposed can be used with a therapy mat or mattress cover



Size	Order Code
Paed	NST/PP
Adult	NST/PA

Beanie Gaiter




Often used in conjunction with the Hard Ramp or Soft Ramp. The ramp and sleeve can be orientated to give a rise or a fall of the limb.

Elevation helps with addressing pressure, foot drop, fluid retention and thrombosis. Ideal for positioning and supporting single limbs.

Size	Length	Small End Diameter	Large End Diameter	Order Code
Small	300mm	70mm	100mm	NBGS
Medium	400mm	85mm	140mm	NBGM
Large	500mm	100mm	180mm	NBGL
Extra Large	600mm	130mm	220mm	NBGL

Ramps



Often used in conjunction with the Beanie Gaiter. The ramp and sleeve can be orientated to give a rise or a fall of the limb. Elevation helps with addressing pressure, foot drop, fluid retention and thrombosis. Ideal for positioning and supporting single limbs.

The Soft Ramp offers flexibility and the filling can be adjusted.

Size	Length	Width	Height	Order Code
Small	500mm	200mm	100mm	NRSS
Large	600mm	200mm	150mm	NRSL

The Hard Ramp gives firm positioning of the limb.

Size	Length	Width	Height	Order Code
Small	500mm	200mm	100mm	NRHS
Large	600mm	200mm	150mm	NRHL

Mats & Mattress Cover

Therapy Mat

The Therapy Mat is the receptive part of the 'hook & loop' fastening system and is "soft to touch", the Mat enables the Snoooze system to be used during the daytime.



Length	Width	Order Code
1730mm	1000mm	NTM

Mattress Cover

The Mattress cover is the receptive part of the 'hook & loop' fastening system and is "soft to touch".

Designed to fit a single bed it features a drawstring to ensure a tight fit onto the bed or cot.



Length	Width	Height	Order Code
2000mm	1400mm	200mm	NMC